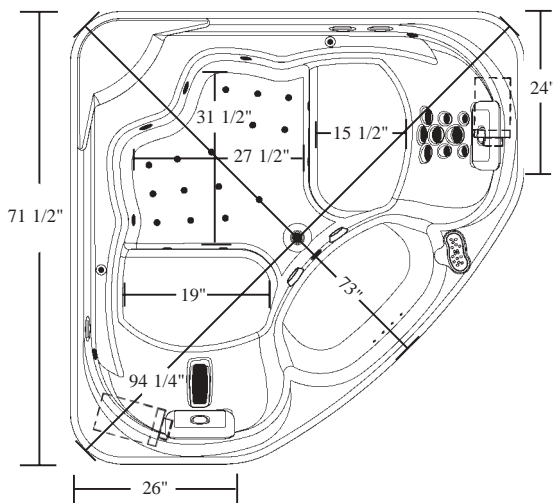


MILLENNIUM VIII

AQUATIC

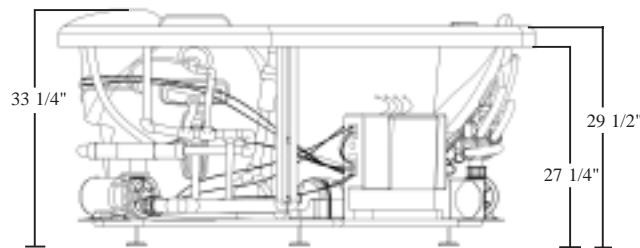
MILLENNIUM SERIES MODEL # AI8MIL7272



Overflow located underneath spout

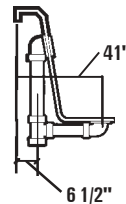


Two Person Bath



Bottom of base to middle of overflow: 25 7/8"

Rough-In Plumbing Measurements



EQUIPMENT LEGEND

- | | | | |
|--|---------------------------------|--|--------------------------------|
| | Drain | | Rotary Massage Elite Jet |
| | Standard Pump / Blower Location | | Shiatsu-Pro Neck and Back Jets |
| | Fan Jet | | Neck Jet Pillow |
| | Air Bath System | | Pressure Plus Jet |

SPECIFICATIONS:

General Specifications:

Tub Size	71 1/2" x 71 1/2" x 33 1/4" 182 cm x 182 cm x 84 cm
Bathing Well	Lounge 1: 43" Long Lounge 1: 19" Wide Lounge 2: 47" Long Lounge 2: 19" Wide 24 3/4" Interior Depth 20 1/2" Maximum Water Depth
Shipping Weight	862 lbs. / 391 kg
Tub Weight Filled	1948 lbs. / 884 kg
Gallons to Overflow	192 gal. / 727 L
Gallons to Operate	1 bather: 170 gal. / 644 L 2 bathers: 151 gal. / 572 L

Electrical Specifications:

Electronic Control Package:
230V; 50 AMP w/ GFCI; 4-Wire w/ Dedicated Neutral

STANDARD EQUIPMENT:

- **24 Hydrotherapy Jets including:**
12 Shiatsu-Pro Neck and Back Jets
2 Recessed Fan Jets
4 Rotary Massage Elite Foot Jets
2 Rotary Massage Elite Knee Jets
2 Pressure Plus Wrist Jets and 2 Pressure Plus Elbow Jets
- **Air Bath System:**
1 HP Variable Speed Air Blower with 20-Minute Timer
Automatic Purge and Dry Cycle
600 Watt Air Heating System
- **Aquatic Quality Features:**
Independent 2 HP, 3-Speed Run-Dry Pumps
Digital Electronic Control System
Shiatsu Electronic Control with Preprogrammed Jet Sequencer
Waterproof Universal Remote Control
4 kw Inline Maintenance Heater
2 Pulsating Neck Jet Pillows
Fast-Fill Waterfall Spout
Bi-level Foot Rest
Underwater Chromotherapy Fiber Optic Lighting
2 Reclining Lounge Seats with Arm Rests
Adjusta-Level Base
"Quiet Pad" Anti-Vibration Pump Mounts
Heat-bent Rigid PVC Piping for Optimum Sanitary Conditions
Slip Resistant Floor
Durable, Easy to Clean, Lucite® Cast Acrylic Surface
Available in 8 Standard No-Charge Colors
- **UL & IAPMO Listed, Factory Tested**
- **Limited 15 Year Warranty**

OPTIONAL EQUIPMENT:

- Available without Fast-Fill Waterfall Spout
-- See Price List for Details
 - Jet Finish
-- Chrome, Polished Brass, Gold, Polished Nickel or Satin Nickel
 - Lift & Turn Waste and Overflow
-- Chrome, Polished Brass, Gold, Polished Nickel or Satin Nickel
 - Cable Drive Waste and Overflow
-- Chrome, Polished Brass, Gold, Polished Nickel, Satin Nickel, or Color Matched (Bone, White, & Biscuit Only)
 - Hand Held Jet
 - Decorative Rim Kit -- Chrome or Polished Brass
 - Premium Colors
- All acrylic colors featured by Aquatic match the industry's leading fixture manufacturers.*

Fax-On-Demand Document # 1193



The manufacturer accepts a 1/4" variance. There are variations on each tub and specifications are subject to change as we improve upon our product as required. The dimensions needed for site preparation and structure building should be measured from the tub; Aquatic Industries, Inc. assumes no responsibility for preparatory work.